



FX-18 EV9 Pylon Installation

Notes: 41" W x 85" H x 34" D overall installed.

Fixture ships partially assembled and attached to a 40" x 48" pallet.

Double-sided EV pylon (wood, steel, plastic)
273 lbs. complete

Preparation:

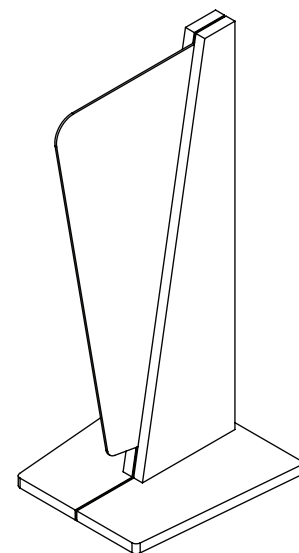
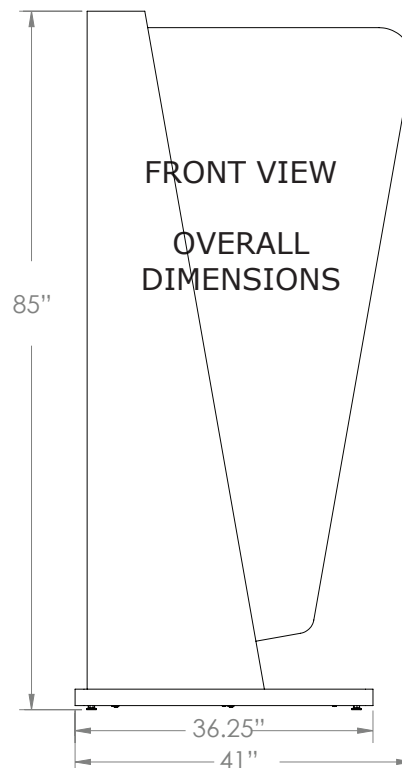
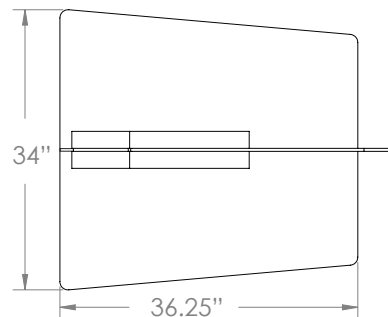
Determine showroom floor location.

Parts & Tools Included:

- Pylon structure on shipping pallet
- Two base covers
- Wrench

Tools & Materials Required:

- Two-person job
- Pallet jack and flat dolly



FX-18_EV9-standard-Pylon-IS.ai Jan. 29, 2024



FX-18 EV9 Pylon Installation

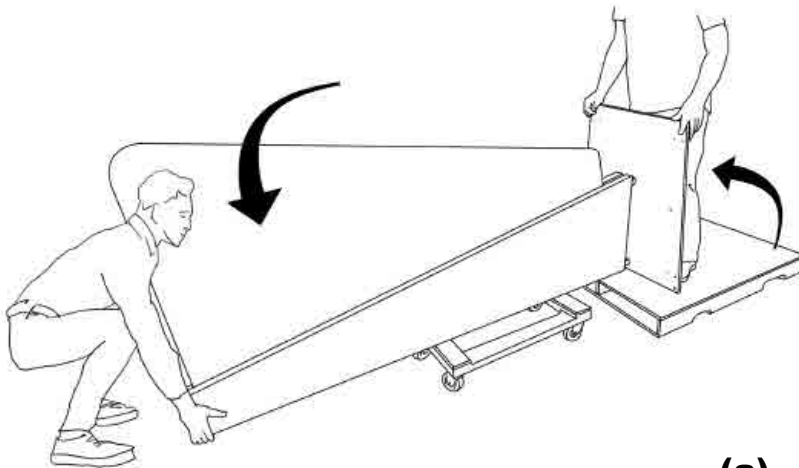
Shipping & Transporting

Fixture ships bolted down to a pallet.

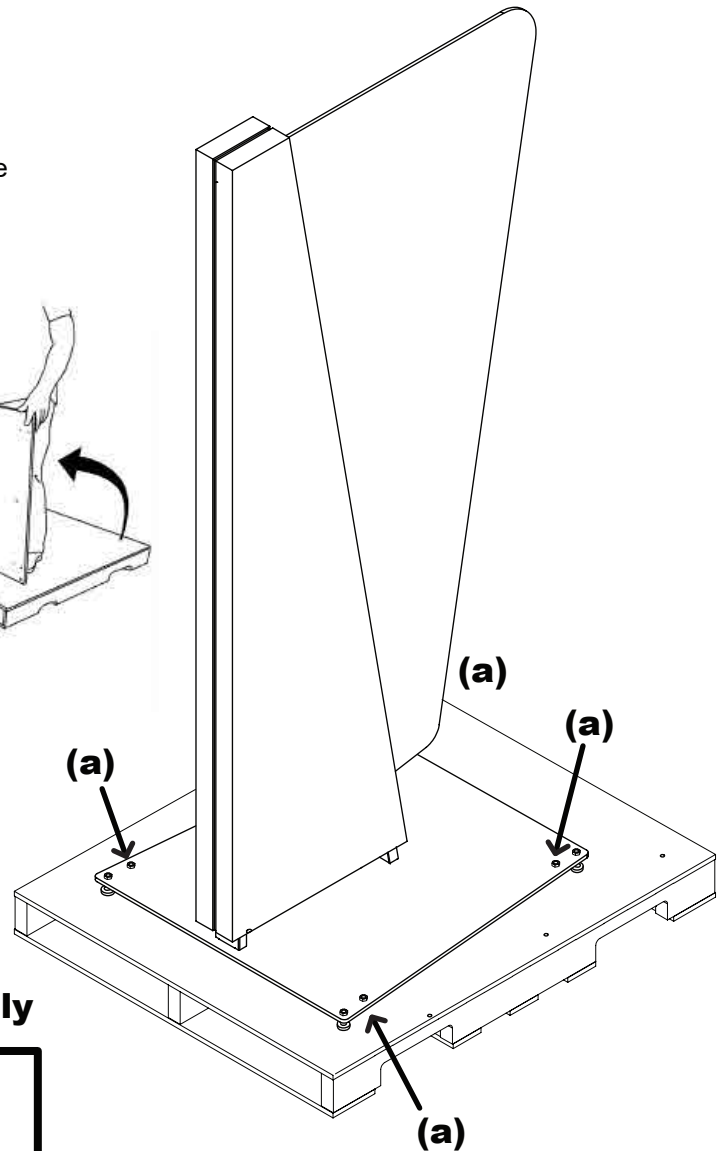
Use pallet jack to move pallet.

a) Remove four bolts from the steel baseplate with the provided wrench.

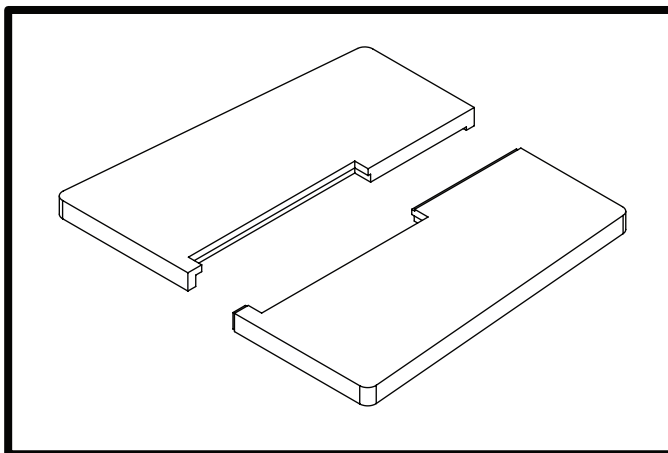
Tilt as shown onto flat dolly to move off of pallet.



Two base covers are packaged separately.
Attach base covers as the last step.



Base covers packaged separately



FX-18_EV9-standard-Pylon-IS.ai Jan. 29, 2024



FX-18 EV9 Pylon Installation

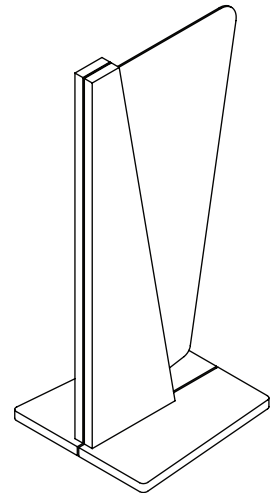
Standard Showroom Installation

- b) Place fixture in desired location.
- c) Level unit with the adjustable levelers.

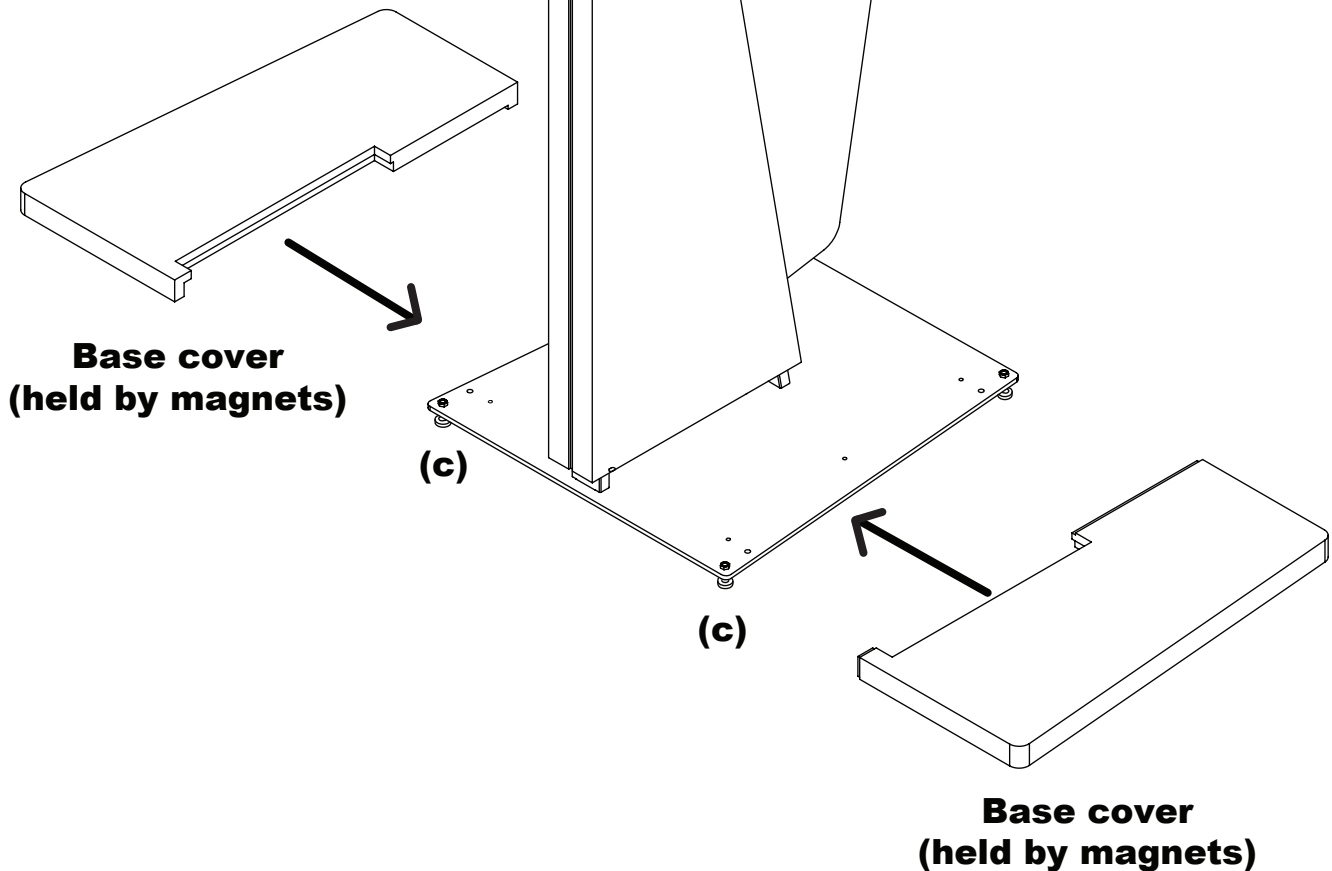
Base covers attach by placing over top plate and sliding beneath triangle piece on each side. Magnets secure them in place.

Be careful with the printed acrylic plastic panel. Avoid touching the panel or scratching the surface. Use only a soft cloth and no chemicals to remove lint or fingerprints.

Clean up and discard remaining debris and packing materials.



As installed





Care & Maintenance

Cleaning:

- Use only a lint-free soft cloth dampened with water.
- Do not use paper towels, which can be abrasive.
- Do not use ammonia or any solvent-based spray cleaner.
- Do not use Windex® or similar products.

Repositioning:

- Avoid touching or using the plastic printed panel for moving the fixture.
- There are four adjustable levelers beneath the base which can be used to help offset uneven floor surfaces.
- The base covers are attached with magnets at the seam and are removable.

